

**2019/2020 Lucas County
Community Health Assessment
Community Release
December 8, 2020**



**HEALTHY
LUCAS COUNTY**

**Overview
Presented by Emily Gensler, MPH
Hospital Council of Northwest Ohio**



The Healthy Lucas County Executive Committee commissioned this report, which was funded by the following member organizations and the Greater Toledo Community Foundation:

- Fostering Healthy Communities (collaboration among Mercy Health, ProMedica and the University of Toledo Medical Center)
- Toledo-Lucas County Health Department
- United Way of Greater Toledo
- Mental Health & Recovery Services Board of Lucas County
- McLaren St. Luke's
- Board of Lucas County Commissioners
- Lucas County Department of Job & Family Services
- City of Toledo
- Neighborhood Health Association
- Health Partners of Western Ohio
- YMCA of Greater Toledo
- Toledo-Lucas County Public Library*
- Area Office on Aging of Northwestern Ohio
- CWA Local 4319
- NAACP #3204

*Member of Healthy Lucas County Executive Committee in 2019



Other Healthy Lucas County Executive Committee member organizations include:

- Adelante
- Advocates for Basic Legal Equality
- Connecting Kids to Meals
- Hospital Council of Northwest Ohio
- LISC Toledo
- Live Well Greater Toledo
- Lucas Metropolitan Housing Authority
- Toledo Fire & Rescue
- Toledo/Lucas County CareNet
- Toledo Lucas County Homelessness Board
- Toledo Public Schools
- YWCA of Northwest Ohio

Acknowledgements

Project Management, Secondary Data, Data Collection, & Report Development

Hospital Council of Northwest Ohio

Margaret Wielinski, MPH, Interim Director of Community Health Improvement

Tessa Elliott, MPH, Community Health Improvement Manager

Emily Stearns, MPH, Community Health Improvement Manager

Mallory Ohneck, MPH, CHES, Community Health Improvement Data Manager

Gabrielle Mackinnon, MPH, Community Health Improvement Coordinator

Carolynn McCartney, Graduate Assistant, University of Toledo

Jodi Franks, Graduate Assistant, University of Toledo

Natalie Deeb, Graduate Assistant, University of Toledo

Bailey Fitzgerald, Undergraduate Assistant, University of Toledo

Data Collection & Analysis

Joseph A. Dake, Ph.D., MPH, Professor and Chair School of Population Health,
University of Toledo

Aaron J. Kruse-Diehr, PhD, Consultant



Overview

- Health Care Coverage
- Access and Utilization
- Preventive Medicine
- Women's Health
- Men's Health
- Oral Health
- Health Status Perceptions
- Adult Weight Status
- Adult Tobacco Use
- Adult Alcohol Consumption
- Adult Drug Use
- Adult Sexual Behavior
- Adult Mental Health
- Cardiovascular health
- Cancer
- Arthritis
- Asthma
- Diabetes
- Quality of Life
- Social Determinants
- Environmental Conditions
- Youth Weight Status
- Youth Tobacco Use
- Youth Alcohol Consumption
- Youth Drug Use
- Youth Perceptions of Substance Use
- Youth Sexual Behavior
- Youth Mental Health
- Youth Social Determinants
- Youth Violence
- Child Health and Function Status
- Child Health Care Access
- Early Childhood (Ages 0-5)
- Middle Childhood (Ages 6-11)
- Family and Community Characteristics
- Parent Health

Methods

- **Design**

- Adults and children: Written surveys
- Youth: Electronic survey via SurveyMonkey

- **Instrument Development**

- Majority of questions from national surveys (BRFSS, YRBS, NSCH)

- **Procedure**

- Adults and Children:
 - 2-wave mailing campaign, \$2 bills
 - Adult minority oversample
- Youth:
 - Schools & grades randomly selected
 - Surveys administered in classrooms via SurveyMonkey
 - Passive permission slips

Methods

- **Adult**

- 6,800 adults ages 19 and over
- General population: n=698: CI= ± 3.71
- African American population: n=146: CI= ± 8.1
- Latino population: n=114: CI= ± 9.1

- **Youth**

- 28 schools
- 6-12th grades
- 91% (n=1,033: CI= ± 3.01)

- **Child**

- 5,000 parents of children ages 0-11
- n=304: CI= ± 5.61

Methods

- **Data Analysis**

- Analyzed using SPSS 26.0
- Data weighted to reflect population statistics

- **Limitations**

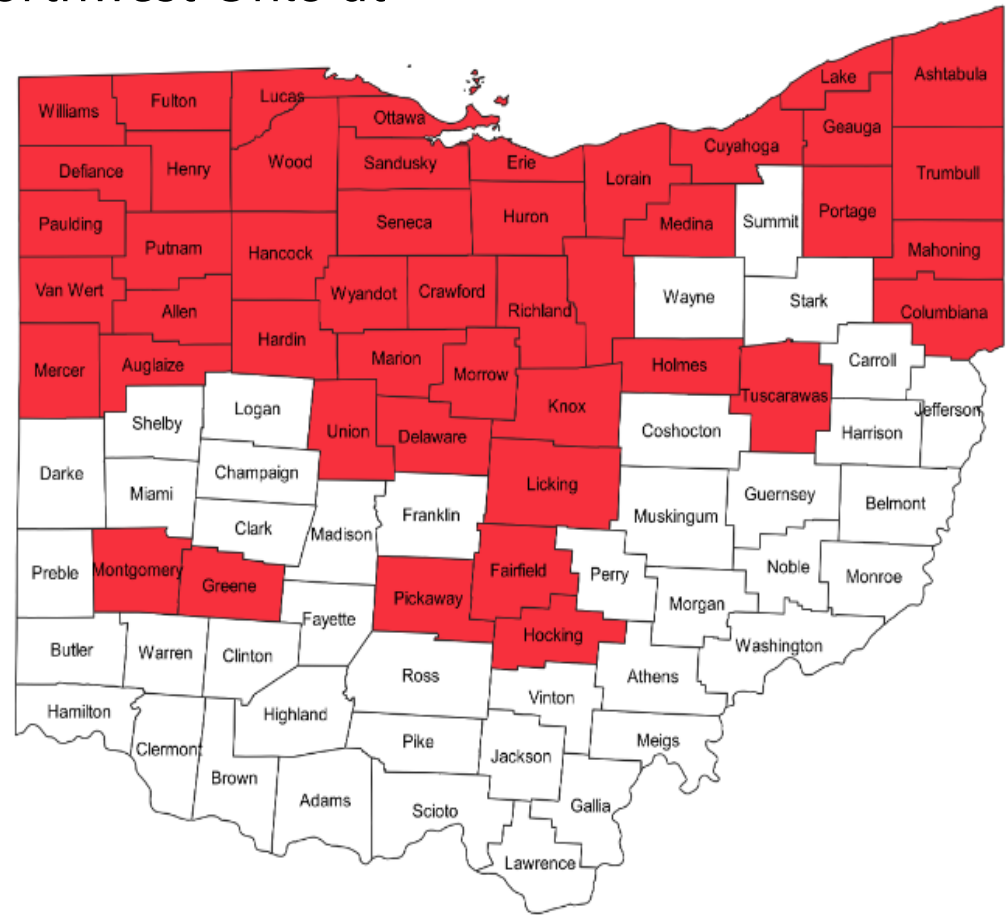
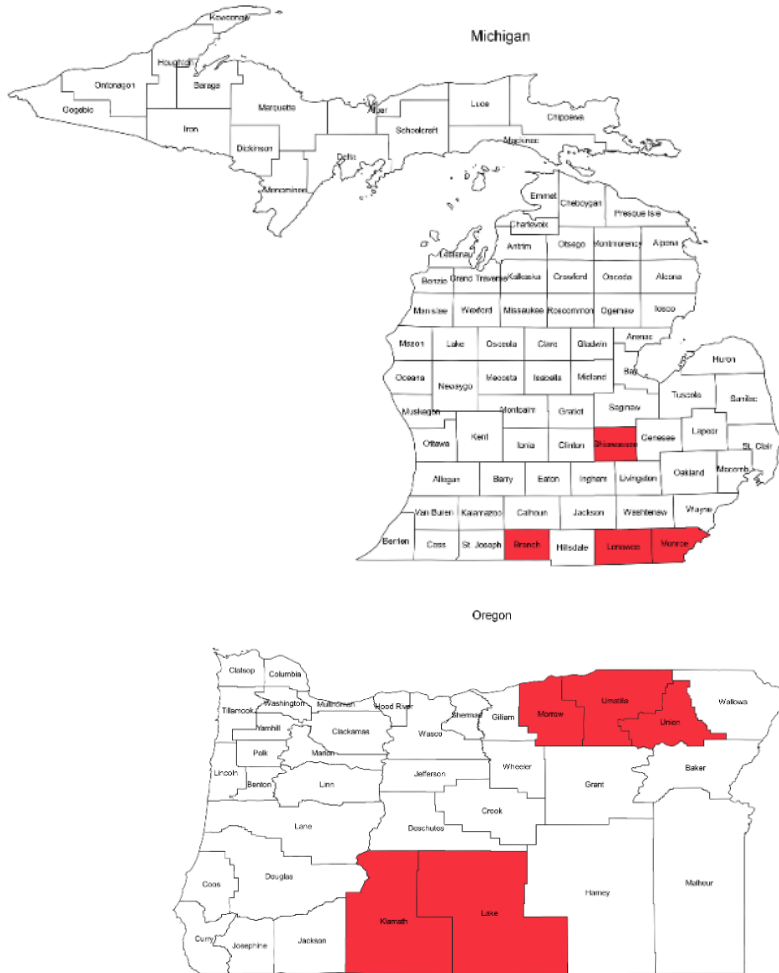
- Data collection: CDC-telephone surveys
- Self-reported data
- Caution should be used when interpreting subgroup results as the margin of error for any subgroup is higher than that of the overall survey

- **IRB Approval**

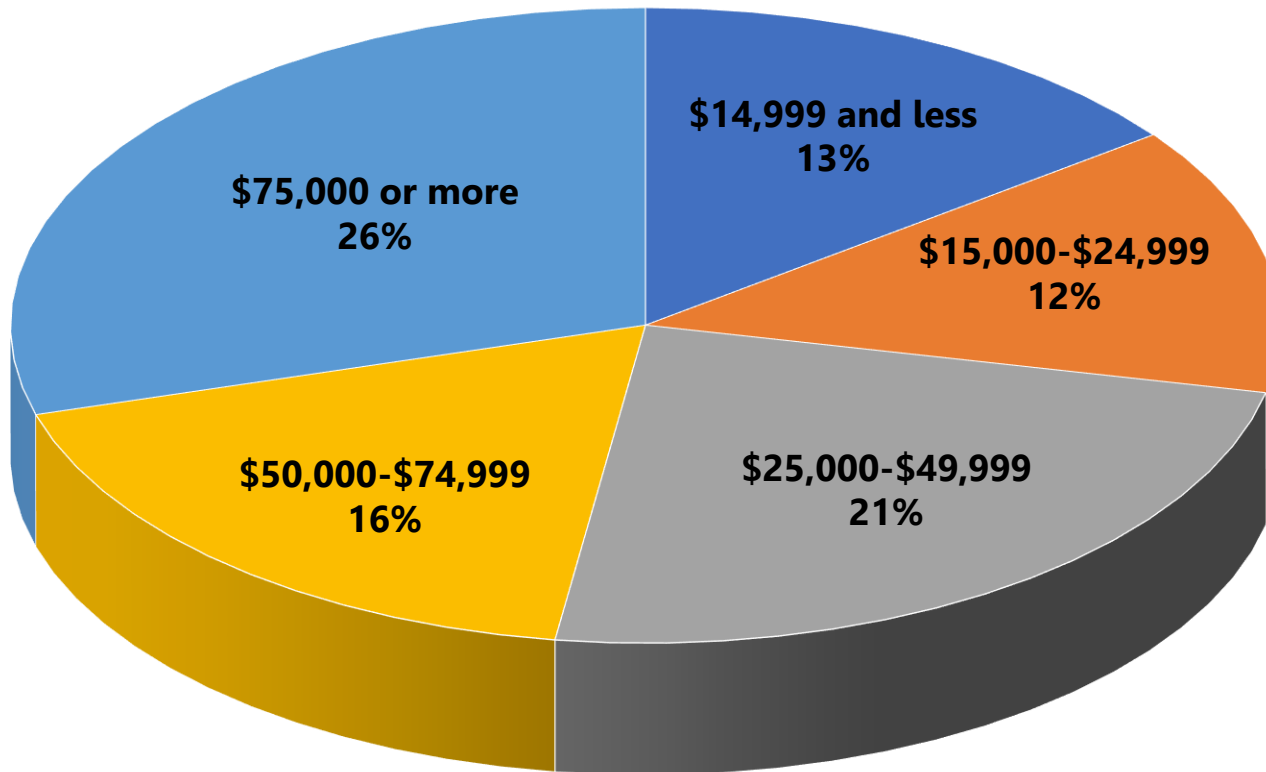
- Advarra, Inc., Columbia, Maryland
- Review methodology, surveys, and letters

Comparisons

Visit The Hospital Council of Northwest Ohio at <http://www.hcno.org>

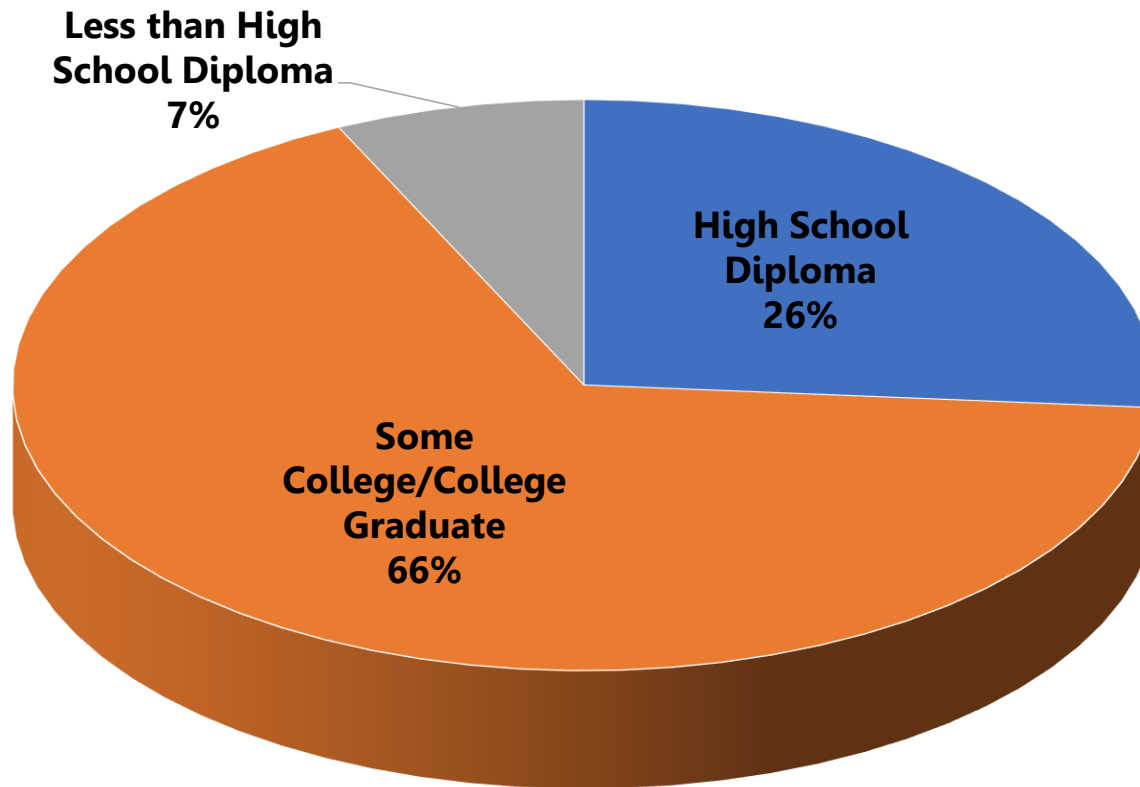


Demographics: Income



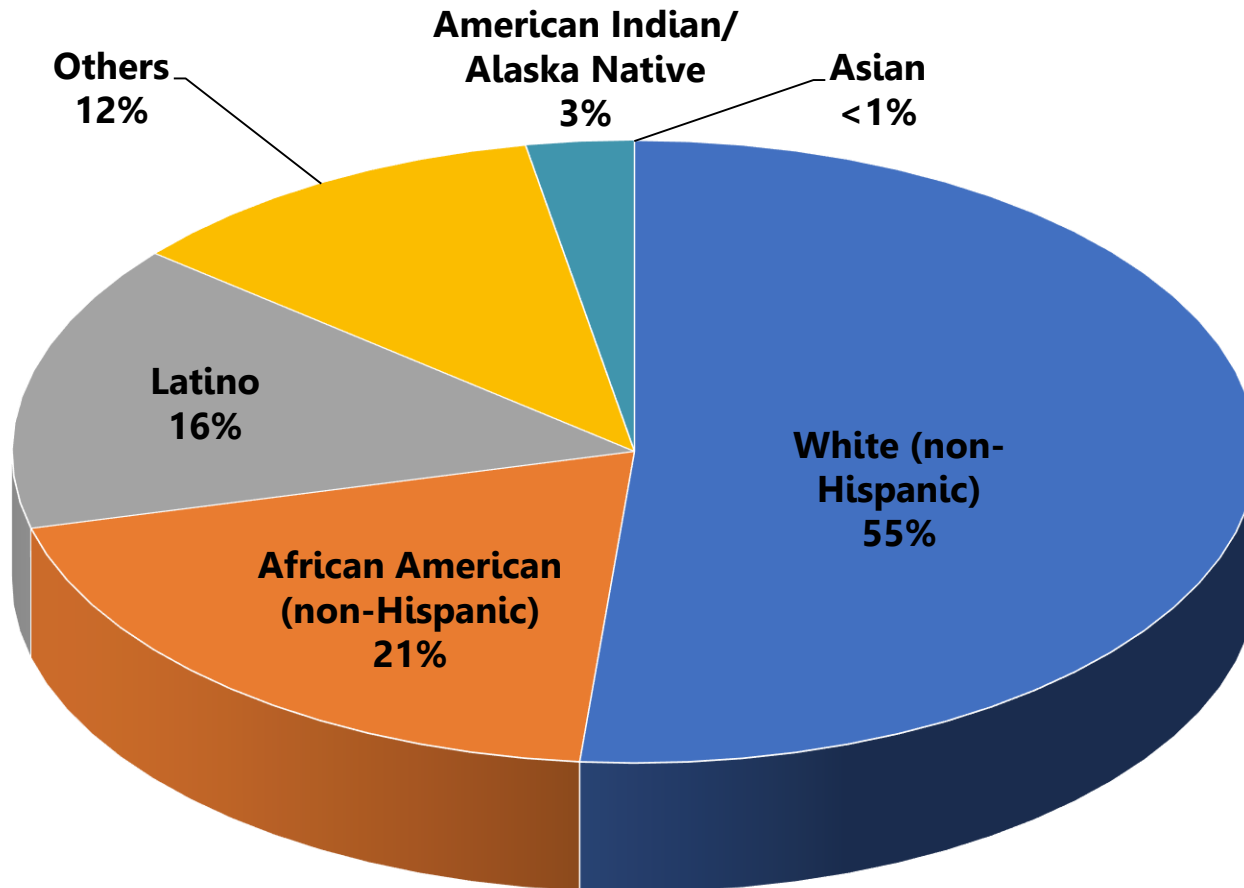
Percentages may not add to 100% due to missing data (non-responses).

Demographics: Education



Percentages may not add to 100% due to missing data (non-responses).

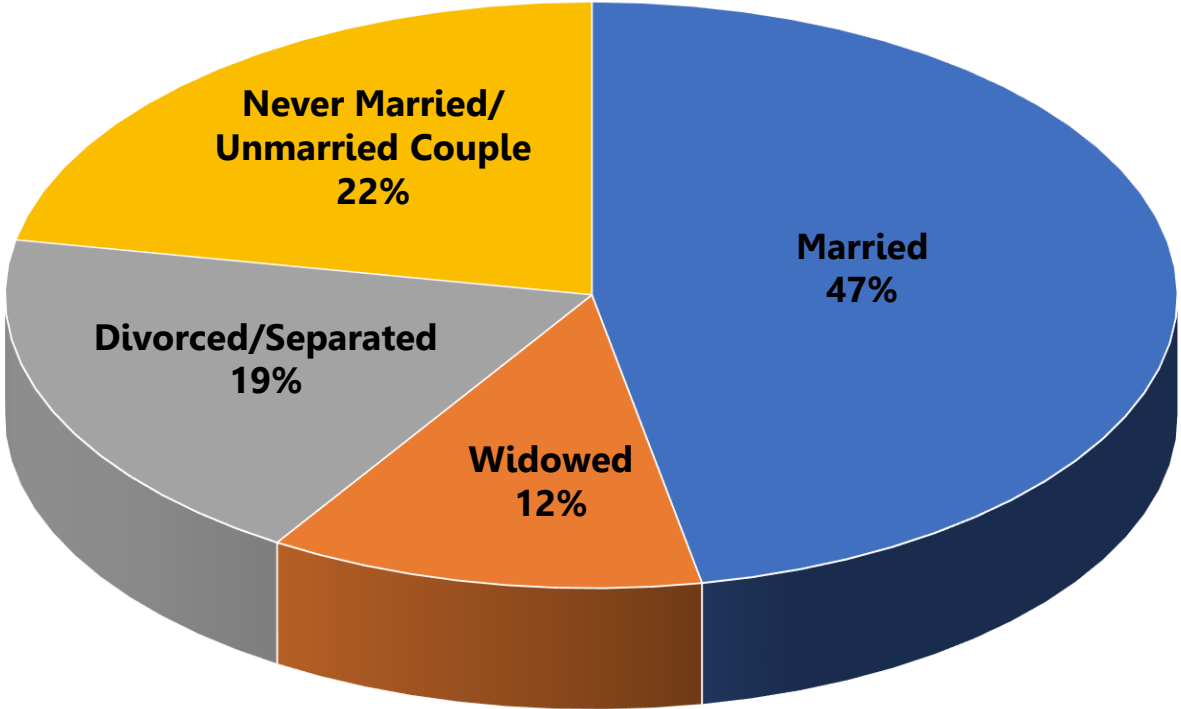
Demographics: Race/Ethnicity



Percentages may not add to 100% due to missing data (non-responses) or multiple responses.



Demographics: Marital Status



Percentages may not add to 100% due to missing data (non-responses).



HEALTHY
LUCAS COUNTY

Questions?

Emily Gensler, MPH
Hospital Council of Northwest Ohio
estearns@hcno.org



Participant Feedback

<https://www.surveymonkey.com/r/lucasfeedback>

2019/2020 Lucas County Community Health Assessment - Participant Feedback

1. Based on the data, what are the top issues Lucas County needs to focus on?

2. What surprised you the most?



HEALTHY
LUCAS COUNTY

Be Healthy, Lucas County!